

# MODEL 404

"Short Profile" Drain Pump

**Liberty Pumps®**  
A Family and Employee Owned Company

## 1/3 hp 3/8" Solids Handling

Featuring QuickTree® technology for easy switch access!


### Features

- Factory pre-assembled, ready to install
- Fully automatic operation
- Short profile design for compact areas – only 11" tall
- Separate access cover for easy switch inspection (QuickTree®)
- Integrally molded rubber gasket for a superior gas-tight seal
- Standard alarm and Wi-Fi alarmed models available

### Applications

- Bar sinks
- Laundry trays
- Dehumidifiers
- Utility sinks
- Gray wastewater drainage below gravity lines

Short Profile!  
Only 11" Tall



**NEW!**

**NightEye®**  
Wireless Enabled  
Models Available



innovate. evolve.

# Model 404

## Features

- Compact design for tight areas
- Factory pre-assembled
- Fully automatic operation
- QuickTree® technology allows quick inspection and removal of float switch without disconnecting the plumbing
- Integrally molded rubber gaskets for a superior gas-tight seal
- Oil-filled, hermetically sealed motor with thermal-overload protection; 10', 3-wire power cord with grounded plug
- Corrosion-resistant polyolefin basin with molded-in connections
- Maintenance free, permanently lubricated sealed bearings
- 3/8" Solids handling

Maximum fluid temperature 104°F continuous duty, 140°F intermittent duty. Not intended for use with chemicals.

## Motor Specifications

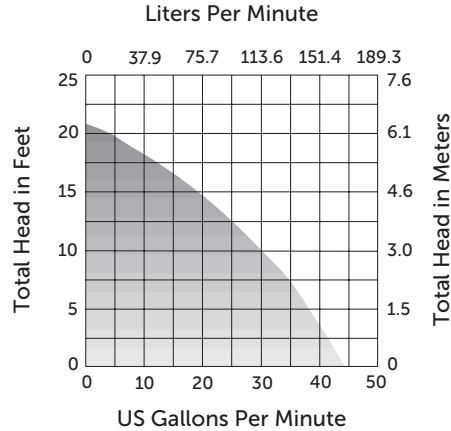
1/3 hp 115V 5.2A 60 Hz 3450 RPM  
Oil-Filled, Thermally Protected

## Dimensional Data

**Weight:** 13 lbs  
**Height:** 11-1/8"  
**Major Width:** 13-3/4"  
**Total Basin Capacity:** 4.3 gallons

## Performance Curve


60 Hz, 3450 RPM



MODEL	HP	VOLTS	DISCHARGE INLET & VENT	STANDARD ALARM	NightEye® Wi-Fi ALARM	CHECK VALVE INCLUDED
404	1/3	115	1-1/2"			
404CV	1/3	115	1-1/2"			X
404/A	1/3	115	1-1/2"	X		
404CV/A	1/3	115	1-1/2"	X		X
404/A-EYE	1/3	115	1-1/2"		X	
404CV/A-EYE	1/3	115	1-1/2"		X	X
404L	1/3	115	2"			

Alarmed models come with factory mounted alarm float in system. No assembly required. See alarm literature for ALM-2 standard alarm or NightEye® Wi-Fi alarm for complete alarm specifications.

404CV models are CSA certified to the UPC and IPC requirements of ASME A112.3.4 / CSA B45.9



QuickTree® technology allows easy removal of float switch without disconnecting plumbing or pulling the pump.  
Heavy-duty integrally molded rubber gasket provides a superior seal. Meets 10' stack test requirements.